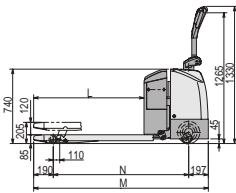
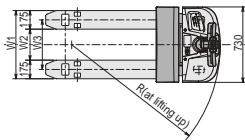
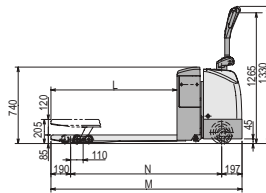
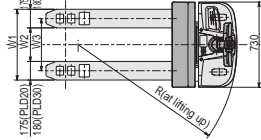


Specification

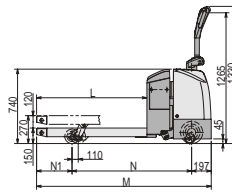
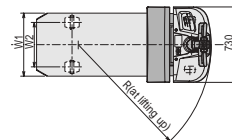
PLD16



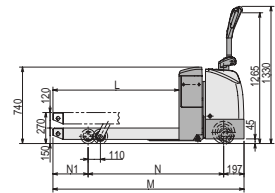
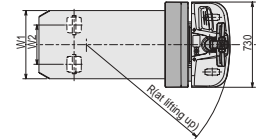
PLD20/30



KLD16



KLD20/30



ITEMS			PLD16	PLD20	PLD30
Capacity		kg	1600	2000	3000
Travel Speed	Laden	km/h	5.0	5.0	4.5
	Unladen	km/h	5.5		
Lifting Speed	Laden	mm/s	55	50	45
	Unladen	mm/s	65	60	
Motor	Traction	kW	1.5		
	Hydraulic	kW	2.0		
Controller	FET chopper control				
Battery (24V)	Ah/5HR		160	180	240
Charger	Stationary charger				
	kVA		1.2	1.6	2.1
Load Wheel	Urethane		83×90×2		83×75×4
Drive Wheel	STD Rubber, OPT Urethane OPT(CS) Meshed urethane		212×70×1		
Caster Wheel	Urethane		140×60×2		
Gross weight W/O Batt.	kg		G		

ITEMS			KLD16	KLD20	KLD30
Capacity		kg	1600	2000	3000
Travel Speed	Laden	km/h	5.0	5.0	4.5
	Unladen	km/h	5.5		
Lifting Speed	Laden	mm/s	55	50	45
	Unladen	mm/s	65	60	
Motor	Traction	kW	1.5		
	Hydraulic	kW	2.0		
Controller	FET chopper control				
Battery (24V)	Ah/5HR		160	180	240
Charger	Stationary charger				
	kVA		1.2	1.6	2.1
Load Wheel	Urethane		83×90×2		83×75×4
Drive Wheel	STD Rubber, OPT Urethane OPT(CS) Meshed urethane		212×70×1		
Caster Wheel	Urethane		140×60×2		
Gross weight W/O Batt.	kg		G		

Fork length

Model		Fork length		Wheel base			Minimum turning radius		Gross weight G	
		L	M	N	R		PLD16			
PLD16	OPT	762	1407	1020	1153		405			
	OPT	915	1560	1173	1308		410			
	OPT	1068	1713	1326	1463		425			
	STD	1150	1795	1408	1543		430			
	OPT	1220	1865	1478	1613		435			
	OPT	1372	2017	1630	1763		450			
	OPT	1525	2170	1768	1918		460			
PLD20/30			PLD20	PLD30	PLD20	PLD30	PLD20	PLD30		
	OPT	915	1560	1630	1173	1243	1255	1325	410	430
	OPT	1068	1713	1783	1326	1396	1405	1475	425	445
	STD	1150	1795	1865	1408	1478	1485	1555	430	450
	OPT	1220	1865	1935	1478	1548	1555	1625	435	460
	OPT	1372	2017	2078	1630	1700	1705	1775	450	470
	OPT	1525	2170	2240	1783	1853	1860	1930	460	480

Platform length

Model		Platform length		Wheel base		Rear over hang		Minimum turning radius		Gross weight G	
		L	M	N	N1	R		KLD16			
KLD16	OPT	762	1407	1020	190	1153		425			
	OPT	915	1560	1173	190	1308		430			
	OPT	1068	1713	1326	190	1463		445			
	STD	1150	1795	1408	190	1478		450			
	OPT	1220	1865	1478	190	1613		455			
	OPT	1372	2017	1630	190	1763		470			
	OPT	1525	2170	1768	205	1918		480			
KLD20/30			KLD20	KLD30	KLD20	KLD30		KLD20	KLD30	KLD20	KLD30
	OPT	915	1569	1630	1173	1243	190	1255	1325	430	450
	OPT	1068	1713	1783	1326	1396	190	1405	1415	445	465
	STD	1150	1795	1865	1408	1478	190	1485	1555	450	470
	OPT	1220	1865	1935	1478	1548	190	1555	1625	455	480
	OPT	1372	2017	2087	1630	1700	190	1705	1775	470	490
	OPT	1525	2170	2240	1783	1853	190	1860	1930	480	500

Fork width

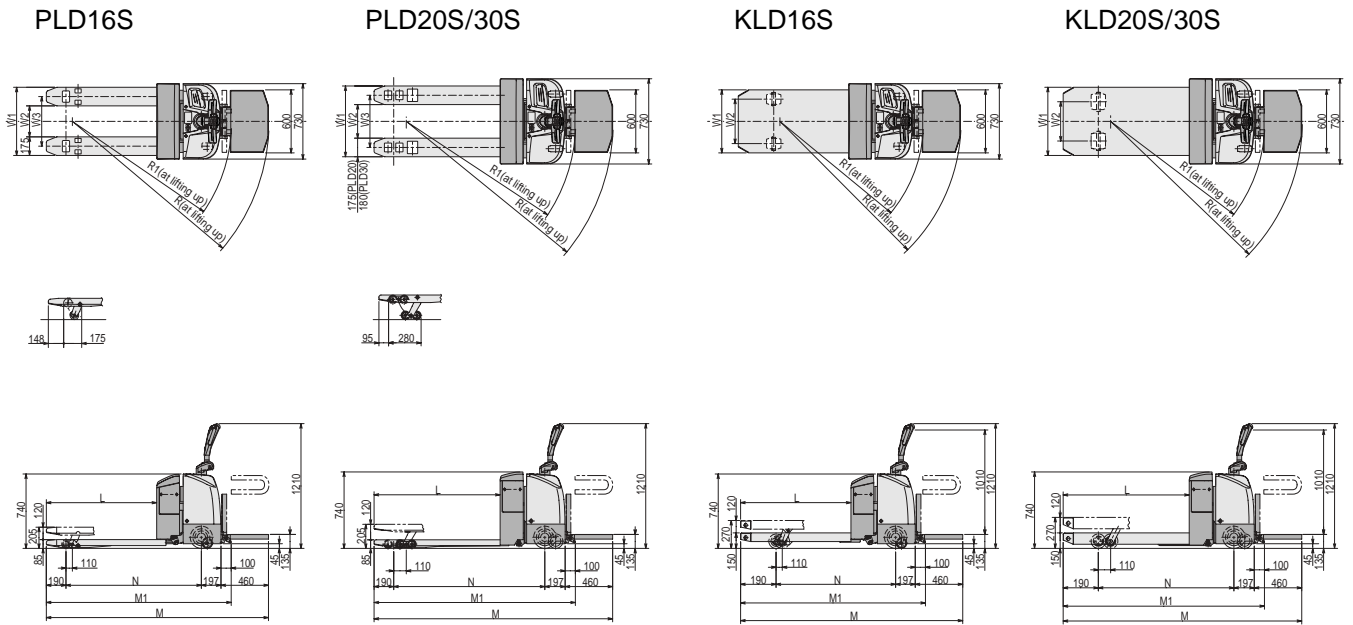
Model		Fork width(Outer)		Fork width(Inner)		Tread	
		W1	W2	W1	W2	W3	W2
PLD16	STD	685		335		510	
	OPT	635		285		460	
	OPT	560		210		385	
	OPT	510		160		335	
PLD20/30	STD	685		335/325		510/505	
	OPT	635		285/275		460/455	
	OPT	560		210/200		385/380	
	OPT	510		160/150		335/330	

Platform width

Model		Platform width(Outer)		Tread	
		W1	W2	W1	W2
KLD16	STD	685		510	
	OPT	635, 560, 510		460, 385, 335	
KLD20/30	STD	685		510/505	
	OPT	635, 560, 510		460/455, 385/380, 335/330	

NICHYU Pedestrian Low lift truck with Folding Step & Guard

Specification



Note) Guard is equipped as standard for "S" type.

ITEMS			PLD16S	PLD20S	PLD30S
Capacity		kg	1600	2000	3000
Travel Speed	Laden	km/h	6.5(4.5)	6.5(5.0)	6.0(4.5)
	Unladen	km/h	7.5(5.5)		7.0(5.0)
Lifting Speed	Laden	mm/s	55	50	45
	Unladen	mm/s	65	60	
Motor	Traction	kW	1.5		
	Hydraulic	kW	2.0		
Controller			FET chopper control		
Battery (24V)		Ah/5HR	160	180	240
Charger			Stationary charger		
		kVA	1.2	1.6	2.1
Load Wheel	Urethane		83×90×2	83×75×4	
Drive Wheel	STD Rubber, OPT Urethane		212×70×1		
	OPT(CS) Meshed urethane				
Caster Wheel	Urethane		140×60×2		
Gross weight W/O Batt.		kg	G		

():Guard off

ITEMS			KLD16S	KLD20S	KLD30S
Capacity		kg	1600	2000	3000
Travel Speed	Laden	km/h	6.5(4.5)	6.5(5.0)	6.0(4.5)
	Unladen	km/h	7.5(5.5)		7.0(5.0)
Lifting Speed	Laden	mm/s	55	50	45
	Unladen	mm/s	65	60	
Motor	Traction	kW	1.5		
	Hydraulic	kW	2.0		
Controller			FET chopper control		
Battery (24V)		Ah/5HR	160	180	240
Charger			Stationary charger		
		kVA	1.2	1.6	2.1
Load Wheel	Urethane		83×90×2	83×75×4	
Drive Wheel	STD Rubber, OPT Urethane		212×70×1		
	OPT(CS) Meshed urethane				
Caster Wheel	Urethane		140×60×2		
Gross weight W/O Batt.		kg	G		

():Guard off

Fork length

Model		Fork length L	Overall length		Wheel base N	Minimum turning radius Sub step is opened		Minimum turning radius Sub step is folded		Gross weight G				
			Sub step is opened M	Sub step is folded M1		R	R1							
PLD16S	OPT	762	1867	1507	1020	1613	1253			425				
	OPT	915	2080	1660	1173	1768	1408			430				
	OPT	1068	2173	1813	1326	1923	1513			445				
	STD	1150	2255	1895	1408	2003	1643			450				
	OPT	1220	2325	1965	1478	2073	1713			455				
	OPT	1372	2477	2117	1630	2223	1863			470				
	OPT	1525	2630	2270	1783	2378	2018			480				
PLD20/30S	OPT	915	2020	2090	1660	1730	1173	1243	1715	1785	1355	1425	430	445
	OPT	1068	2173	2243	1813	1883	1326	1396	1865	1935	1505	1575	445	465
	STD	1150	2255	2325	1895	1965	1408	1478	1949	2015	1585	1655	450	470
	OPT	1220	2325	2395	1965	2035	1478	1548	2019	2085	1655	1725	455	480
	OPT	1372	2477	2547	2117	2187	1630	1700	2169	2235	1805	1875	470	490
	OPT	1525	2630	2700	2270	2340	1783	1853	2325	2395	1960	2030	480	500

Platform length

Model		Fork length L	Overall length		Wheel base N	Minimum turning radius Sub step is opened		Minimum turning radius Sub step is folded		Gross weight G				
			Sub step is opened M	Sub step is folded M1		R	R1							
KLD16S	OPT	762	1867	1507	1020	1613	1253			445				
	OPT	915	2020	1660	1173	1768	1408			450				
	OPT	1068	2173	1813	1326	1905	1513			465				
	STD	1150	2255	1895	1408	2003	1643			470				
	OPT	1220	2325	1965	1478	2073	1713			475				
	OPT	1372	2477	2117	1630	2223	1863			470				
	OPT	1525	2630	2270	1783	2378	2018			480				
KLD20/30S	OPT	915	2020	2090	1660	1730	1173	1243	1715	1785	1355	1425	450	465
	OPT	1068	2173	2243	1813	1883	1326	1396	1865	1935	1505	1575	465	485
	STD	1150	2255	2325	1895	1965	1408	1478	1949	2015	1585	1655	470	490
	OPT	1220	2325	2395	1965	2035	1478	1548	2019	2085	1655	1725	480	505
	OPT	1372	2477	2547	2117	2187	1630	1700	2169	2235	1805	1875	495	515
	OPT	1525	2630	2700	2270	2340	1783	1853	2325	2395	1960	2030	505	525

The variation of fork width are same as Pedestrian series

The variation of platform width are same as Pedestrian series